

# Identification of *Titanic* Ventilator on Raised Roof Over Reading and Writing Room

By Bob Read, D.M.D.

## Introduction

In a recent article ([A Re-examination of One of Titanic's Ventilators](#)), the existence and dimensions of two specially modified 30-inch ventilators on *Titanic* were discussed. During discussions about those ventilators, there was conjecture that another of *Titanic's* ventilators might also be one of these specially modified 30-inch ventilators. The purpose of this article is to prove that the ventilator in question is actually a 35-inch ventilator as we have always believed.

## Location

The ventilator that is the subject of this article is on the raised roof over the Reading and Writing room. It is on the port aft aspect of the deckhouse under *Titanic's* second funnel. Figure 1 shows the location of the subject ventilator outlined in red.

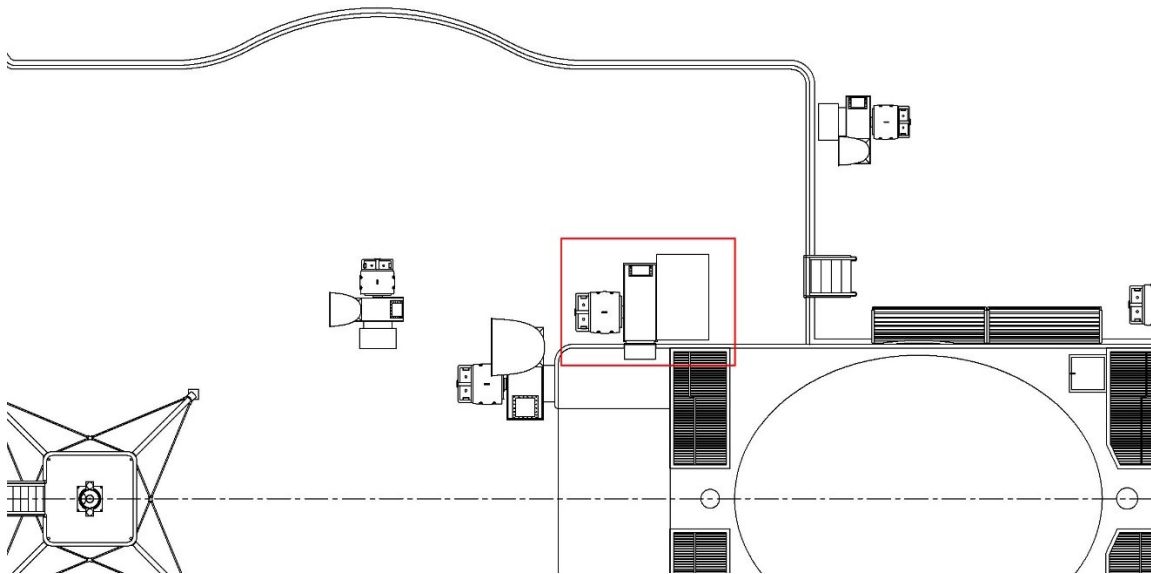


Figure 1

Location of ventilator

## *Titanic* Wreck Evidence

This will be a relatively brief article because the *Titanic* wreck evidence provides all the evidence necessary to identify the subject ventilator. Figure 2 is a *Titanic* wreck photo showing where the subject ventilator ducted into the vent trunk.




Figure 2

Wreck photo showing where subject ventilator ducted into vent trunk

The pertinent evidence from Figure 2 is that it indicates the height of the subject ventilator. In order for the ventilator to duct horizontally into the vent trunk, the deck house molding at the top has been eliminated in way of the duct opening. There is only one ventilator seen on *Titanic* which is tall enough to duct into this deck house at this level and that is the 35-inch sirocco electric fan.

Go to next page

Figure 3 shows a comparison of where a 35-inch sirocco ventilator would duct into the deck house as compared to where one of the specially modified 30-inch ventilators would. It can clearly be seen that the specially modified 30-inch ventilator would be able to duct directly into the vent trunk without any modification of the molding at the top of the deck house because it is shorter than the 35-inch ventilator.

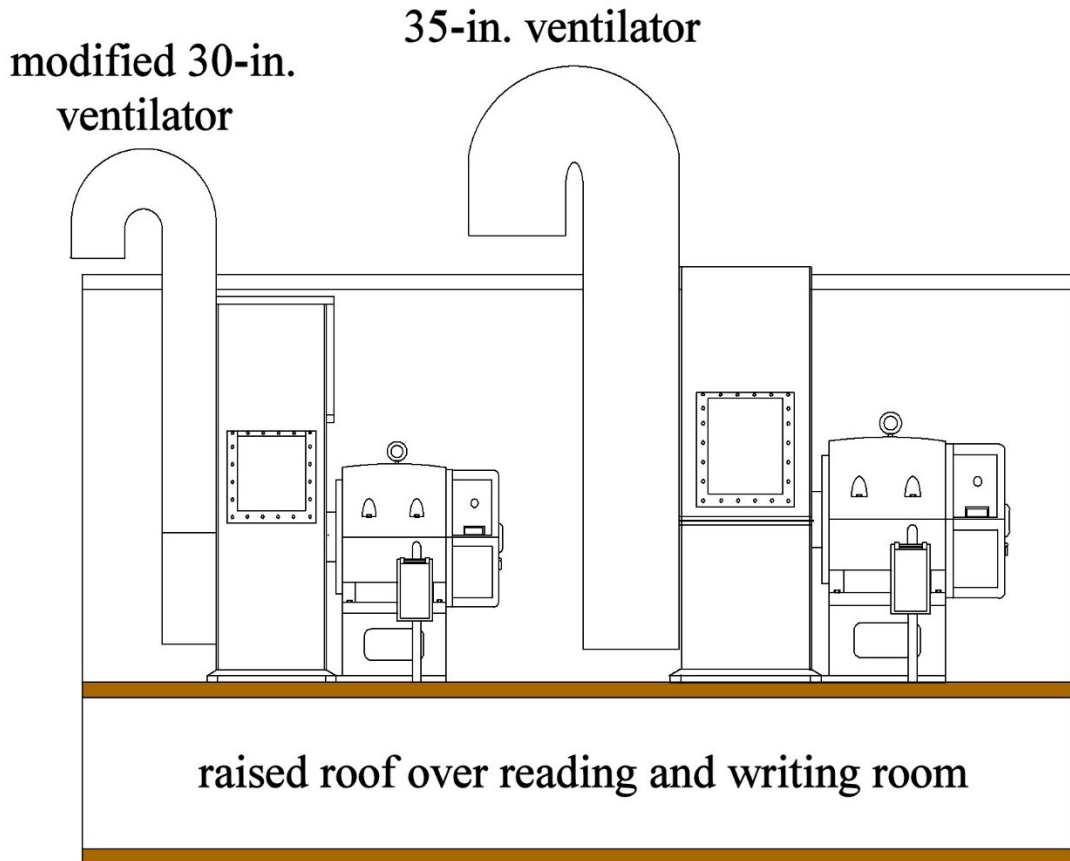


Figure 3

Comparison of specially modified 30-inch ventilator vs. 35-inch ventilator and where they duct into the vent trunk

A change was made on *Titanic* relating to how these 35-inch ventilators ducted into the vent trunks when they were positioned on the raised roof over the First-Class Lounge and Reading and Writing room. On *Titanic* they ducted horizontally into the trunk and a section of the molding at the top of the deckhouse was eliminated. On *Olympic* they placed an angled duct on the 35-inch ventilator and ducted into the vent trunk below the molding. Figure 4 shows this angled duct from a 35-inch ventilator on *Olympic*.

Go to next page

angled duct on Olympic's 35-in ventilator to duct into vent trunk below  
deckhouse trim



Figure 4

Angled duct from 35-inch ventilator on *Olympic* ducting into vent trunk

### Summary

The purpose of this article has been to demonstrate the 35-inch configuration of the ventilator atop *Titanic's* Reading and Writing Room. Wreck photos demonstrate this conclusively.